

PRODUCT SPECIFICATION

DATE:03/23/2004

cosmo ELECTRONICS CORPORATION	Photocoupler : KMOC3043	NO.60P42013	REV.
		SHEET 1 OF 6	2

Zero Crossing Optoisolators TRIAC

Driver Output (400V Volts Peak)

●Features

1. Compact dual-in-line package.
2. 400V peak blocking voltage.
3. Isolation voltage between input and output (Viso:5000Vrms).

●For 115/240 Vac(rms) Application:

1. Solenoid/Valve Controls.
2. Lighting Controls.
3. Static Power Switches.
4. AC Motor Drives.
5. Temperature Controls.
6. E.M. Contactors.
7. AC Motor Staters.
8. Solid State Relays.
9. Programmable controllers.

PRODUCT SPECIFICATION

DATE:03/23/2004

cosmo ELECTRONICS CORPORATION	Photocoupler : KMOC3043	NO.60P42013	REV. 2
		SHEET 3 OF 6	

●Absolute Maximum Ratings

	Parameter	Symbol	Rating	Unit
Input	Forward current	I _F	50	mA
	Peak forward current	I _{FM}	1	A
	Reverse voltage	V _R	6	V
	Power dissipation	P _D	70	mW
Output	Off-State Output Terminal voltage	V _{DRM}	400	V _{PEAK}
	Peak Repetitive Surget Current (PW=10ms.DC 10%)	I _{TSM}	1	A
	Power dissipation	P _D	300	mW
	Total power dissipation	P _{tot}	330	mW
	Isolation voltage 1 minute	V _{iso}	5000	V _{rms}
	Operating temperature	T _{opr}	-40 to +80	°C
	Storage temperature	T _{stg}	-40 to +125	°C
	Soldering temperature 10 second	T _{sol}	260	°C

●Electro-optical Characteristics

	Parameter	Symbol	Conditions	MIN.	TYP.	MAX.	Unit
Input	Forward voltage	V _F	I _F =10mA	-	1.2	1.4	V
	Reverse current	I _R	V _R =4V	-	-	10	uA
Output	Peak Blocking Current	I _{DRM}	V _{DRM} =400V	-	60	500	nA
	ON-State Voltage	V _{TM}	I _{TM} =100mA	-	1.8	3	V
Transfer characteristics	Holding Current	I _H		-	100	-	uA
	Critical rate of rise of OFF-state voltage	dV/dt	V _{DRM} =(1/√2)*Rated	600	-	-	V/uS
	Inhibit Voltage(MT1-MT2 Voltage above which device not trigger)	V _{INH}	I _F = Rated I _{FT}	-	5	20	V
	Leakage in Inhibited State	I _{DRM2}	I _F =Rated I _{FT} ,Rated V _{DRM} ,Off State	-	-	500	uA
	Isolation resistance	R _{iso}	DC500V	5x10 ¹⁰	10 ¹¹	-	ohm
	Minimum trigger current	I _{FT}	Main Terminal Voltage=3V	-	-	5	mA

PRODUCT SPECIFICATION

DATE:03/23/2004

cosmo ELECTRONICS CORPORATION	Photocoupler :	NO.60P42013	REV. 2
	KMOC3043	SHEET 4 OF 6	

Fig.1 Forward Current vs. Ambient Temperature

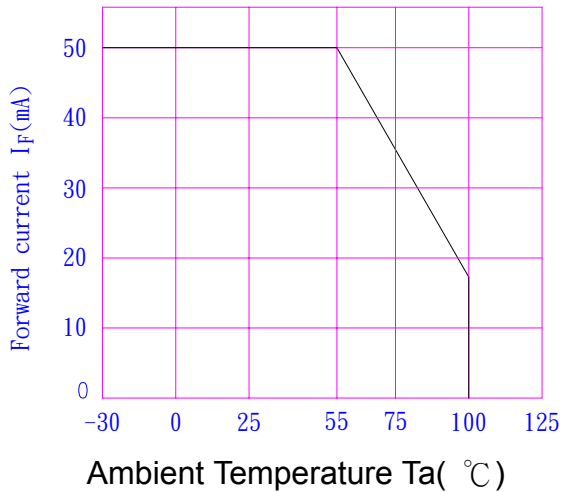


Fig.2 Diode Power Dissipation vs. Ambient Temperature

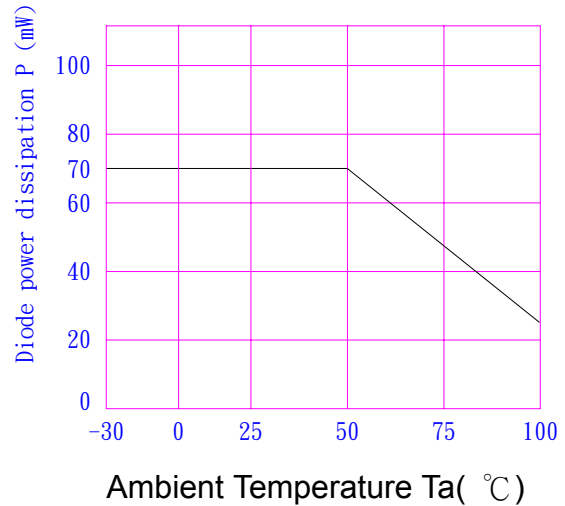


Fig.3 On-State R.M.S. Current vs. Ambient Temperature

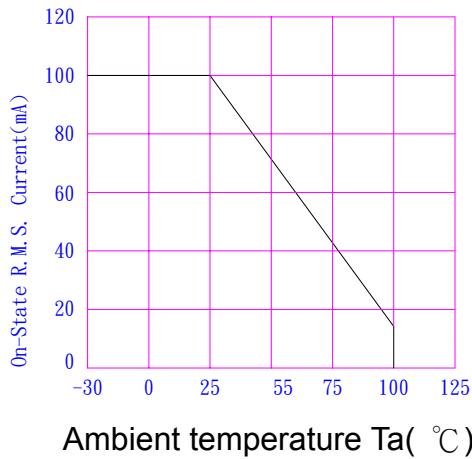


Fig.4 Total Power Dissipation vs. Ambient Temperature

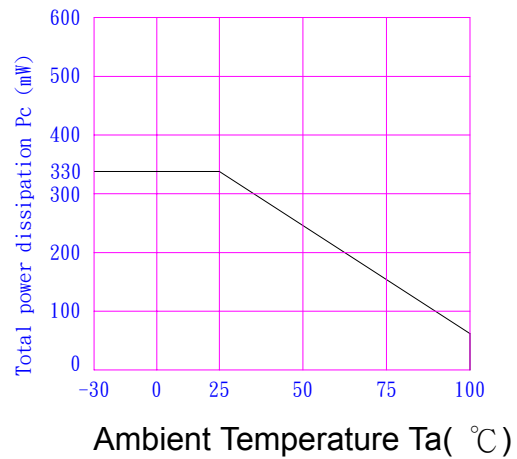


Fig.5 Peak Forward Current vs. Duty Ratio

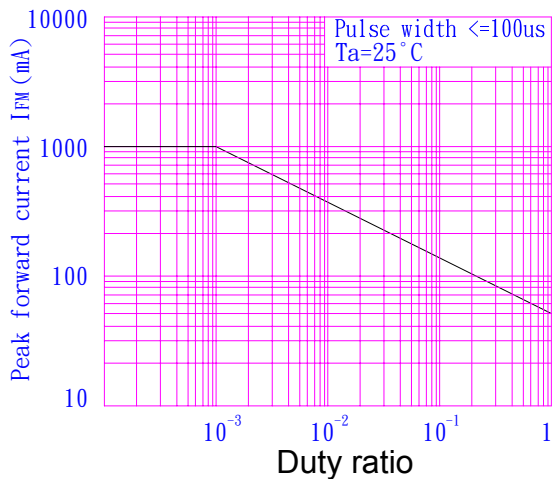
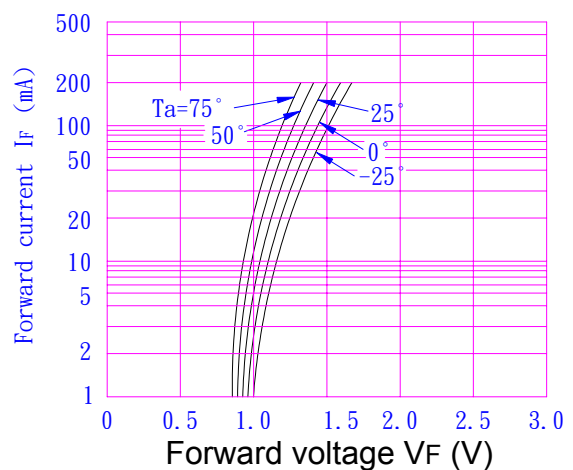


Fig.6 Forward Current vs. Forward Voltage



PRODUCT SPECIFICATION

DATE:03/23/2004

cosmo ELECTRONICS CORPORATION	Photocoupler : KMOC3043	NO.60P42013	REV. 2
		SHEET 5 OF 6	

Fig.7 On-State Characteristics

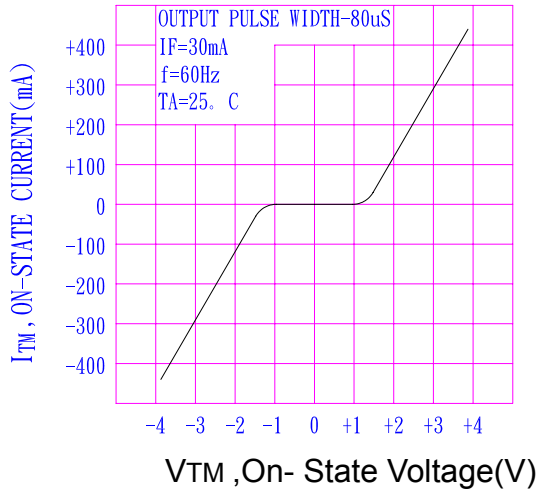


Fig.8 Inhibit Voltage vs. Temperature

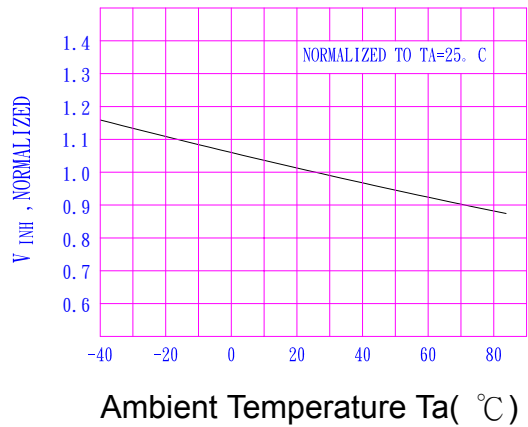


Fig.9 Leakage with LED Off vs. Temperature

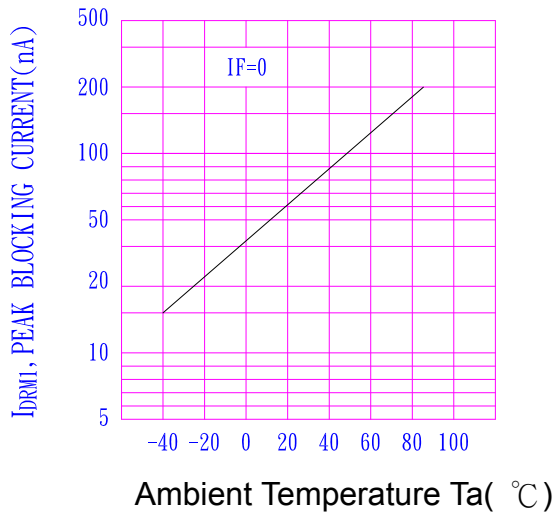


Fig.10 I_DRM2, Leakage in Inhibit State vs. Temperature

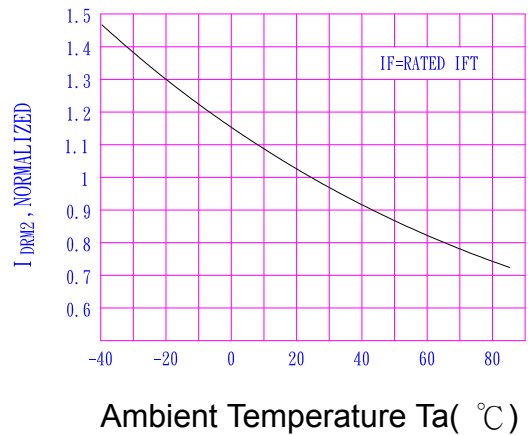
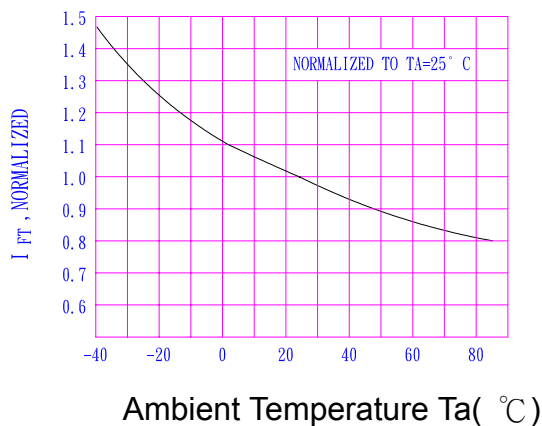


Fig.11 Trigger Current vs. Temperature



PRODUCT SPECIFICATION

DATE: 03/23/2004

cosmo ELECTRONICS CORPORATION	Photocoupler : KMOC3043	NO.60P42013	REV.
		SHEET 6 OF 6	2

NOTICE

The information contained in this document is intended to be a general product description and is subject to change without notice. Please contact cosmo in order to obtain the latest device data sheets before using any cosmo device. cosmo does not assume any responsibility for use of any circuitry described. No circuit patent licenses are implied. This publication is the property of cosmo . No part of this publication may be reproduced or copied in any form or by any means, or transferred to any third party without the prior written consent of cosmo Electronics Corporation.

The devices listed in this document are designed for general applications only in electronic equipment. No devices shall be deployed which require higher level of reliability such as:

- Medical and other life support equipments.
- Space application.
- Telecommunication equipment (trunk lines).
- Nuclear power control equipment.

Unless it received prior written approval from cosmo.

cosmo takes no responsibility for damages arise form the improper usage of our device. Please contact cosmo for further information regarding the above notices.